

OVERVIEW



HISTORY

1748: Formed from part of Salem County; named after William Augustus, Duke of Cumberland

1799: First glass-making company established in county

1845: Steamboat service established between Bridgeton and Philadelphia

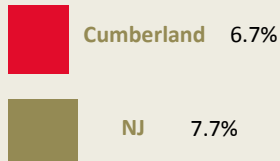
1861: Vineland founded as a "planned" community by Charles K. Landis

1865: Vineland established county's first public school

CURRENT POPULATION:

157,785

PROJECTED EMPLOYMENT GROWTH (2010-2020)



LARGEST MUNICIPALITIES

- Vineland (60,854)
- Millville (28,619)
- Bridgeton* (25,290)
- Maurice River Twp (8,146)
- Upper Deerfield Twp (7,740)

TAX INFORMATION

- Corporate Income Tax = 9%
- Personal Income = 8.97% (max)
- Sales Tax = 7%
- Property Tax = \$2,671 per capita (State avg.)
- Avg. Residential Property Tax Bill in county = \$3,869

*county seat

LABOR FORCE & EMPLOYMENT

CURRENT CIVILIAN LABOR FORCE

66,600

TOTAL EMPLOYED

59,700

UNEMPLOYMENT RATE

10.3%

6.9% NJ
6.3% US

PER CAPITA PERSONAL INCOME

\$22,636

\$36K NJ
\$28K US

MAJOR PRIVATE SECTOR EMPLOYERS

Company	Industry	Employment
Inspira Health Network	Gen Med/Surgical Hospital	2,800
Durand Glass Mfg	Pressed & Brown Glass	970
Gerresheimer Glass Inc	Purchased Glass Prod Mfg	880
Shoprite	Supermarkets	500-999
Wal-Mart	Retail	500-999
Wawa	Retail	500-999
Elwyn New Jersey	Human Services	500
Omni Baking	Custom Baking	500
General Mills/Progresso	Prepared Foods	400
Bayada Nurses	Healthcare	400

LARGEST EMPLOYMENT SECTORS (TOP 5)

Rank	Sector	Cumberland	NJ	U.S.
1	Education & Healthcare Services	30%	23%	23%
2	Trade, Transportation & Utilities	20%	20%	19%
3	Manufacturing	13%	9%	10%
4	Leisure & Hospitality	7%	8%	9%
5	Professional & Business Services	6%	13%	11%

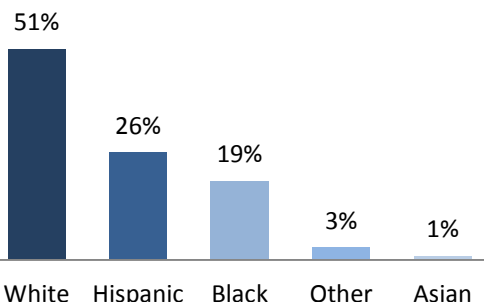
LARGEST OCCUPATIONS (TOP 5)

Rank	Occupation	Cumberland	NJ	U.S.
1	Office & Admin Support	15%	17%	16%
2	Sales & Related	11%	11%	11%
3	Transportation and Material Moving	9%	7%	7%
4	Production	9%	4%	7%
5	Education, Training & Library	8%	8%	6%

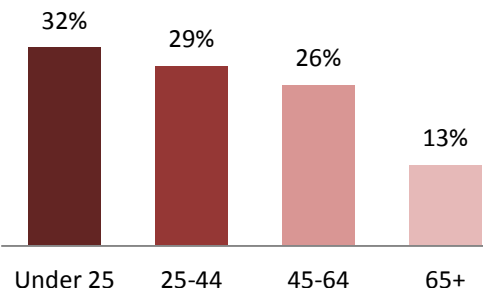
FASTEST GROWING EMPLOYMENT SECTORS – 2010-2020

Rank	Sector	New Employment
1	Trade, Transportation, and Utilities	1,250
2	Education and Health Services	1,100
3	Construction	700
4	Professional and Business Services	500
5	Leisure and Hospitality	400

ETHNICITY/DIVERSITY



AGE

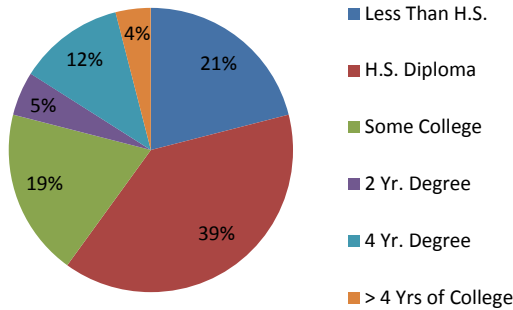


MEDIAN AGE

37

LABOR FORCE & EMPLOYMENT cont'd

EDUCATION ATTAINMENT



LARGEST SCHOOL DISTRICTS

	Total Enrollment	Average Combined SAT score (US :1498)
Vineland City	9636	1386
Millville City	5964	1399
Bridgeton City	4982	1221
Cumberland Regional	1301	1431
Upper Deerfield Twp	852	NA

INSTITUTES OF HIGHER EDUCATION

Institute	Type	ENROLLMENT	
		Under graduate	Graduate
Richard Stockton (Atlantic)	4 Yr	7,240	868
Cumberland County CC	2 Yr	4,188	NA

VOCATIONAL SCHOOLS

Institute	Enrollment
Cumberland County Technical Education Center	Full-Time: 43 Shared-Time: 765

UTILITIES

Type of Utility	Utility Providers
Gas	South Jersey Gas
Electric	Conectiv; Vineland Municipal Electric
Water/Sewer	New Jersey American Water

KEY RESOURCES & CONTACTS

TRACYE MCDANIEL | PRESIDENT AND CHIEF EXECUTIVE OFFICER
MICHAEL CHROBAK | CHIEF ECONOMIC DEVELOPMENT OFFICER

EconDev@choosenj.com
609-297-2200
www.ChooseNJ.com

Highly educated, perfectly located.



TRANSPORTATION/MOBILITY

AVG COMMUTE TIME (MINS)

24^{30 NJ}
25^{US}

CARPOOL

13%

USE PUBLIC TRANSIT

2%

MILES OF PUBLIC ROADS (STATEWIDE)

38,000

MILEAGE TO NEAREST AIRPORTS

28 To Atlantic City Airport

33 To Philadelphia Int'l Airport

MILEAGE TO NEAREST PORT

36 To Camden Port

AVAIL TRANSPORTATION SYSTEMS

7 Bus Routes

11 Commuter Rail Lines (statewide)

3 Light Rail Lines (statewide)

ACCESS TO CONSUMERS (MILLIONS)

130 Within a day's drive

ABOUT ATLANTIC CITY INT'L AIRPORT

- Joint civil-military public airport
- 5,300-acre site
- 1.4+ million passengers annually

ABOUT PHILADELPHIA INT'L AIRPORT

- 30.5 Million passengers (2013)
- Ranked 19th in US for passenger traffic

ABOUT PORT OF CAMDEN

- 4 Terminals
- 35 Tenants
- Specializes in handling break-bulk and container cargo
- Nation's leader in handling import wood products

COST OF DOING BUSINESS

2012 AVG. WAGES

Occupation	Cumberland	NJ
Construction and Extraction	\$50,070	\$56,480
Food Prep & Serving Related	\$22,070	\$23,340
Healthcare Practitioners	\$76,610	\$84,800
Healthcare Support Service	\$28,910	\$28,750
Install, Maint & Repair	\$44,550	\$50,210
Management	\$115,540	\$132,420
Office & Admin Support	\$33,900	\$37,400
Production	\$33,330	\$35,650
Protective Services	\$65,420	\$55,390
Sales & Related	\$31,000	\$43,810
Trnsp and Material Moving	\$32,330	\$33,230

SOURCES: NJ Department of Labor & US Bureau of Labor Statistics; US Census Bureau, American Community Survey; NJ Monthly Magazine; NJ State Department of Education; Board of Public Utilities; Tax Foundation; Infoplease.com; Travelmath; Hoovers; Institute for Energy Research; Data current as of September 2013