

OVERVIEW



HISTORY

1693: Named as an official district. Atlantic County was once called Egg Harbor Township

1820: First envisioned as a summer resort by physician Jonathan Pitney, who wanted to establish a health resort

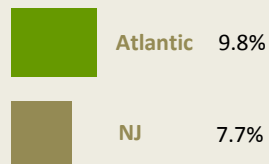
1870: First boardwalk in Atlantic City completed

1978: First legal casino outside Nevada opened in Atlantic City

CURRENT POPULATION

275,422

PROJECTED EMPLOYMENT GROWTH (2010-2020)



LARGEST MUNICIPALITIES

- Egg Harbor Twp (43,628)
- Atlantic City (39,504)
- Galloway Twp (37,318)
- Hamilton Twp (26,728)
- Pleasantville (20,750)
- Mays Landing *(2,135)

STATE TAX INFORMATION

- Corporate Income Tax = 9%
- Personal Income = 8.97% (max)
- Sales Tax = 7%
- Property Tax = \$2,671 per capita (State avg.)
- Avg. Residential Property Tax Bill in county = \$5,632

*County Seat

LABOR FORCE & EMPLOYMENT

CURRENT CIVILIAN
LABOR FORCE

129,100

TOTAL EMPLOYED

115,800

UNEMPLOYMENT
RATE

10.3%

6.9% NJ
6.3% US

PER CAPITA PERSONAL INCOME

\$27,613

\$36K NJ
\$28K US

MAJOR PRIVATE SECTOR EMPLOYERS

Company	Industry	2011 Employment
Harrah's Resort	Hospitality	5,000+
Caesar's Entertainment	Hospitality	5,000+
Trump Entertainment	Hospitality	5,000+
Borgata Hotel Casino & Spa	Hospitality	5,000+
FAA Technical Center	Aircraft/Aerospace	2,500-4,999
Bally's Park Place	Hospitality	2,500-4,999
Resorts Casino Hotel	Hospitality	2,500-4,999
Revel	Hospitality	2,500-4,999
Showboat Casino Hotel	Hospitality	2,500-4,999

LARGEST EMPLOYMENT SECTORS (TOP 5)

Rank	Sector	Atlantic	NJ	U.S.
1	Leisure and Hospitality	31%	8%	9%
2	Education & Health Services	21%	23%	23%
3	Trade, Transportation & Utilities	15%	21%	19%
4	Professional & Business Services	7%	13%	11%
5	Construction	5%	5%	6%

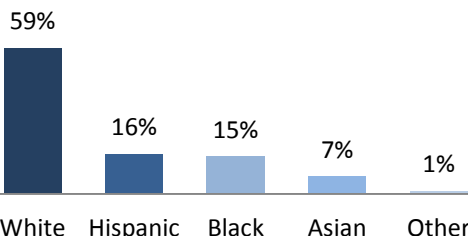
LARGEST OCCUPATIONS (TOP 5)

Rank	Occupation	Atlantic	NJ	U.S.
1	Food Prep & Svc-Related	14%	7%	9%
2	Office & Admin Support	13%	17%	16%
3	Personal Care & Service	11%	4%	3%
4	Sales & Related	10%	11%	11%
5	Building & Grounds Cleaning & Maint.	6%	4%	3%

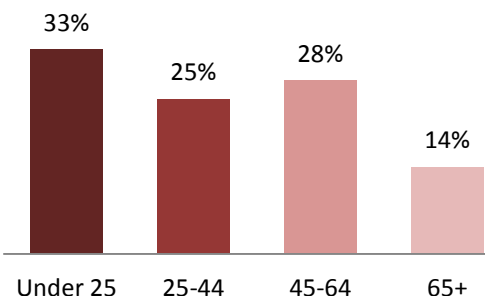
FASTEST GROWING EMPLOYMENT SECTORS – 2010-2020

Rank	Sector	New Employment
1	Leisure & Hospitality	4,100
2	Education and Health Services	2,850
3	Trade, Transportation, and Utilities	2,700
4	Professional and Business Services	2,100
5	Construction	1,850

ETHNICITY/DIVERSITY



AGE

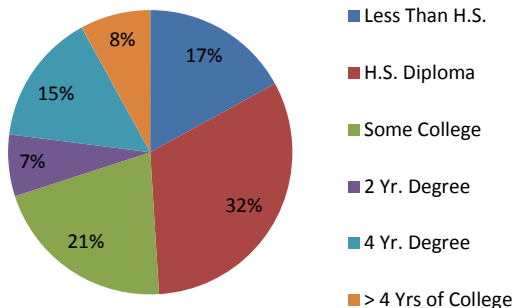


MEDIAN AGE

40

LABOR FORCE & EMPLOYMENT cont'd

EDUCATION ATTAINMENT



LARGEST SCHOOL DISTRICT

	Total Enrollment	Average Combined SAT score (US :1498)
Egg Harbor Twp	7,785	1463
Atlantic City	6,670	1311
Greater Egg Harbor	3,693	1443
Hammonton Town	3,486	1501
Galloway Twp	3,410	NA

INSTITUTE OF HIGHER EDUCATION

Institute	Type	ENROLLMENT		
		Under graduate	Graduate	Other
Atlantic Cape CC	2 Yr	7,592	NA	NA
Richard Stockton	4 Yr	7,240	868	NA
College Of NJ				

VOCATIONAL SCHOOL

Institute	Enrollment
Atlantic County Institute of Technology	748

KEY RESOURCES & CONTACTS

TRACYE MCDANIEL | PRESIDENT AND CHIEF EXECUTIVE OFFICER
 MICHAEL CHROBAK | CHIEF ECONOMIC DEVELOPMENT OFFICER

EconDev@choosenj.com
 609-297-2200
 www.ChooseNJ.com



SOURCES: NJ Department of Labor & US Bureau of Labor Statistics; US Census Bureau, American Community Survey; NJ Monthly Magazine; NJ State Department of Education; Board of Public Utilities; Tax Foundation; Infoplease.com; Travelmath; Hoovers; Institute for Energy Research; Data current as of September 2013

TRANSPORTATION/MOBILITY

AVG COMMUTE TIME (MINS)

24 ^{30 NJ}
25 US

CARPOOL

8.4%

USE PUBLIC TRANSIT

7.8%

MILES OF PUBLIC ROADS (statewide)

38,000

MILEAGE TO NEAREST AIRPORTS

11 To Atlantic City Int'l Airport

51 To Philadelphia Int'l Airport

MILEAGE TO NEAREST PORT

42 To Camden Port

ACCESS TO CONSUMERS (MILLIONS)

130 Within a day's drive

COST OF DOING BUSINESS

2012 AVG. WAGES

Occupation	Atlantic	NJ
Bldg/Grounds Maintenance	\$26,570	\$28,250
Construction & Extractions	\$58,330	\$56,480
Food Prep & Service Related	\$24,020	\$23,340
Install, Maint & Repair	\$49,750	\$50,210
Management Occupations	\$104,960	\$132,420
Office & Admin Support	\$34,520	\$37,400
Personal Care & Service	\$27,080	\$28,060
Protective Service	\$48,710	\$55,390
Sales & Related	\$30,040	\$43,810
Trnsp & Material Moving	\$32,960	\$33,230

UTILITIES

Type of Utility	Primary Utility Providers
Gas	Conectiv (Atlantic City Electric)
Electric	South Jersey Gas
Water/Sewer	New Jersey American Water Atlantic County Utilities Authority

AVAIL TRANSPORTATION SYSTEMS

13 Bus Routes

1 Commuter Rail Line (Atlantic City Line)

KEY ROADS

- Garden State Parkway, AC Expressway
- Routes 9, 30, 40, 206, 322

ABOUT ATLANTIC CITY INTERNATIONAL AIRPORT

- 5,300-acre site
- 1.4 million passengers annually
- Joint civil-military public airport

ABOUT PHILADELPHIA INT'L AIRPORT

- 30.5 Million passengers (2013)
- Ranked 19th in US for passenger traffic

ABOUT PORT OF CAMDEN

- 4 Terminals
- 35 Tenants
- Specializes in handling break-bulk and container cargo
- Nation's leader in handling import wood products